



Part 1

Transformation

Grades 1-3

TEACHER GUIDE

ONE THING

God Can
Transform Me!

BIBLE STORY

Man born blind
John 9

MEMORY VERSE

"Don't copy the
behavior and
customs of this
world, but let God
transform you into a
new person by
changing the way
you think. Then you
will learn to know
God's will for you,
which is good and
pleasing and
perfect."
Romans 12:2

TEACHER DEVOTIONAL

If you were to look up the word "transformation" in the dictionary, you would find this: "a thorough or dramatic change in form or appearance." When we make Jesus the leader of our lives, we go through a dramatic transformation of our hearts and minds. We want to allow God to change us by changing the way we think.

When we become a follower of Jesus, people can see a dramatic transformation or change. We work to be more and more like Him and move away from the behaviors and customs of this world. When we allow God to change us, we have new opportunities as we live in the new life that He came to give.

We do not depend on our own strength for the success of this journey as a follower of Jesus. We depend on the power of God. As this transformation takes place, you will discover God's plans for your life. His plan for you is good, pleasing, and perfect. We have to experience His transformation first to begin to understand the amazing plans He has for our lives.

Prayer: Lord, help me to allow You to continually transform me. Please take my thoughts and my actions and align them to how You would treat others. Help me to not conform to the behaviors and customs of this world, but to be transformed into the new creation You made me to be.

BIBLE BACKGROUND

Know: When we make Jesus the leader of our lives, He transforms us. He changes our hearts from a heart full of sin to a heart that is clean. Students want to know how their life would be different if they trusted God. We want students to see that following Jesus is a good thing so we can be more like Him!

Feel: Students should feel hopeful! They should feel the hope that the changes they are dreaming of or have been feeling convicted toward are available by allowing God to transform them by changing the way they think.

Do (application):

Concentrate on our friendship with God. Jesus wants a relationship with us! God is a God of relationship. That's why Jesus came – to make a way for us to be forgiven and have a right relationship with God the Father.



Part 1

Transformation

Grades 1-3

FLOW OF SERVICE

ONE THING

God Can
Transform Me!

BIBLE STORY

Man born blind
John 9

MEMORY VERSE

"Don't copy the
behavior and
customs of this
world, but let God
transform you into a
new person by
changing the way
you think. Then you
will learn to know
God's will for you,
which is good and
pleasing and
perfect."
Romans 12:2

1 WELCOME ACTIVITY - COFFEE FILTER BUTTERFLIES

Students will decorate a coffee filter with marker dots. Once they're decorated, the filters will have a tie-dye effect after spraying them.

YOU WILL NEED

- Coffee Filters
- Dot Markers
- Baking pan or plastic table cloth
- Cocoon (printable)
- Spray Water Bottle
- Clothespins or binder clips
- Butterfly chart (printable)

2 TEACHING - BUILDING BLOCKS PART 1

Use the teaching for Building Blocks Part 1 (1-3 grade version).
Students will learn about how Jesus changed a blind man's life!

YOU WILL NEED

- Teaching Part 1 Building Blocks - 1st-3rd Version
- Talk Notes (printable)
- Treats or Stickers (Suggested)

3 STUDENT ACTIVITY - DISCUSSION WORKSHEET

Students will use a guide to discuss and answer questions about the Bible story and how God transforms us.

YOU WILL NEED

- Discussion Sheet (printable) *
- Pens or pencils
- Clothespins
- Pipe cleaner antenna

4 OBJECT LESSON/EXPERIMENT - RENEWED THOUGHT

Students will perform or watch the teacher perform an Object Lesson illustrating replacing our bad thoughts with God's Word.

YOU WILL NEED

- Large Pitcher of Water
- Bowl
- Small clear cup
- Food coloring (red)

5 WRAP UP

YOU WILL NEED

- Challenge Cards (printable) *

EXTRA ACTIVITY!

- Color Sheet

1

WELCOME ACTIVITY

Coffee Filter Butterflies

⌚ 10 Minutes

ONE THING
God Can
Transform Me!

BIBLE STORY
Man born blind
John 9

MEMORY VERSE
"Don't copy the
behavior and customs
of this world, but let
God transform you into
a new person by
changing the way you
think. Then you will
learn to know God's
will for you, which is
good and pleasing and
perfect."
Romans 12:2

WHEN - As students arrive

WHERE - At a table or on the floor

WHY - To introduce transformation through a butterfly

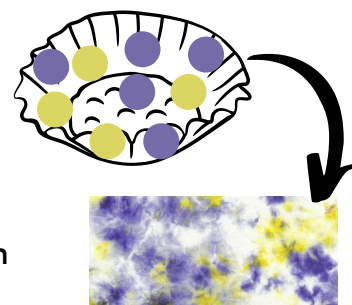
INSTRUCTIONS

BEFORE CLASS

- Have markers and coffee filters ready for students.
- Have an example activity complete.

AS STUDENTS ARRIVE

- Invite students in as they arrive and have them join in with decorating a coffee filter with dots.
- Give each student a coffee filter and a marker or two.
- As students join and color, talk about things we see change:
 - **What are some things you see that change?**
 - **A baby gets older and changes into a little kid.**
 - **A caterpillar changes into a butterfly.**
 - **What else do you see change?**
- Show the chart of how a caterpillar turns into a beautiful butterfly.



SPRAYING THE FILTERS

- Once students are done putting dots on their coffee filter, take a spray bottle and spray the coffee filter. Do this on a baking pan or plastic table cloth to avoid a mess. There should be a tie-dye effect that happens. Show the students how they are changing!

AFTER ALL ARE SPRAYED

- If students finish early, have them cut out their cocoon (paper tube) and decorate it while other students continue to work.
- Have students find their seats and put their supplies away.
- Hang up the coffee filters with the clothespins or binder clips so they can dry while you move on to the teaching.



Transition To Teaching

Say, "We talked about so many things that change and we saw our amazing paper transform into a beautiful pattern of color! We're going to learn in our teaching that God transforms us when we ask Him to be the leader of our life. Let's learn from the Bible!"

SUPPLIES NEEDED

- Coffee Filters
- Spray Water Bottle
- Dot Markers
- Baking pan or plastic table cloth
- Clothespins or binder clips
- Butterfly chart (printable)
- Cocoon (printable)



Part 1

Transformation

Grades 1-3

2

TEACHING

Building Blocks Part 1

⌚ 12-14
Minutes

ONE THING

God Can
Transform Me!

BIBLE STORY

Man born blind
John 9

MEMORY VERSE

"Don't copy the
behavior and
customs of this
world, but let God
transform you into a
new person by
changing the way
you think. Then you
will learn to know
God's will for you,
which is good and
pleasing and
perfect."
Romans 12:2

SUPPLIES NEEDED

- Building Blocks
Part 1, 1-3rd Grade
Version
- Talk Notes
- Treats (Optional)

WHEN - After the Welcome Activity and before the Student Activity

WHERE - Students can sit on the floor, at a table, in chairs-
Anywhere where they are able to see the teaching.

WHY - This is the main teaching content for this lesson

INSTRUCTIONS

**THIS WOULD BE A GREAT TIME IN YOUR FLOW OF SERVICE TO
INCLUDE:**

- Class Rules
- Worship
- Tithes and Offering
- Make sure the teaching segment is ready.

IDEAS

- Tell your students you will be watching for people who listen the best and that you will be passing treats to them after the teaching.
- Encourage your students to fill in the Talk Notes.
- Write down a few questions during the teaching that you can ask the students after it is done.
- Engage in the teaching with them, redirecting their attention as needed. Laugh at the funny things, help them think of answers at the stopping points, and pray when the speaker prays. Your students will follow your lead.
- After the teaching is finished, ask the questions you wrote down.
- Pass out the treats.



Transition to Student Activity

"We're going to work on an activity to help us remember that
God Can Transform Me! Let's all say that together."

3

STUDENT ACTIVITY

Discussion Worksheet

15
Minutes

ONE THING

God Can
Transform Me!

BIBLE STORY

Man born blind
John 9

MEMORY VERSE

"Don't copy the
behavior and
customs of this
world, but let God
transform you into a
new person by
changing the way
you think. Then you
will learn to know
God's will for you,
which is good and
pleasing and
perfect."
Romans 12:2

SUPPLIES NEEDED

- Discussion Sheet (printable)
- Pens or pencils
- Clothespins
- Pipe cleaner antenna

WHEN - After the teaching

WHERE - Anywhere all together or in small groups

WHY - To discuss how God transforms us

INSTRUCTIONS

BEFORE CLASS

- Print the Discussion Worksheet (Student Activity).
- Decide if you will be doing this activity as a whole group, in pairs, or small groups. The size of your class will determine this.

AFTER THE TEACHING

- Pass out the Discussion Worksheet.
- Work through box 1 together as a whole group, then split your class into groups or pairs (if your class size allows it).
- Guide the discussion and help as needed.
- Have students share what they think and what they learned after completing the handout.

DURING THE ACTIVITY

- One section of the worksheet instructs students to complete their butterfly from the Welcome Activity.
 - Students will take their coffee filters and scrunch the middle of them to fit in the clothespin.
 - They will clip the antennae in the top of the clothespin.
 - The butterfly will fit in the paper tube cocoon.



Student Activity 1-3 Grade
Part 1

GOD CAN TRANSFORM ME!

1 Earlier, you tie-dyed a coffee filter. You could see that transformation happened right away making the filter colorful! Some transformation takes time, like a caterpillar turning into a butterfly.

Take the coffee filter and turn it into a butterfly.

- Get your tie-dyed coffee filter and bunch up the middle of the filter so you can pinch it with two fingers. It should look like a bow.
- Take your clothespin and clip the bunched-up part of the coffee filter.
- Add in your pipe cleaner antennae and now you have transformed a coffee filter into a beautiful butterfly!

2 Circle the words that describe the type of plan God has for us. (Hint: look up Romans 12:2 in your Bible.)

Bad	Nice	Pleasing	Perfect
Good	Terrible	Awesome	

3 Think back to the Bible story. How did Jesus change the blind man's life?

4 What did the blind man say to the leaders about Jesus healing him?

©2022 ONE VOICE MINISTRIES LLC. ALL RIGHTS RESERVED. WWW.TEACHINGMOMENTS.COM



Transition to Object Lesson:

Say, "Part of how God transforms us is by changing our thoughts to be more like His. Sometimes we have bad thoughts, but God wants us to have good thoughts! So how do we replace those bad thoughts? Let's all gather around this bowl so we can see how to replace our bad thoughts with good ones."

4

OBJECT LESSON

Replacing Our Thoughts

⌚ 10 - 12
Minutes

ONE THING

God Can
Transform Me!

BIBLE STORY

Man born blind
John 9

MEMORY VERSE

"Don't copy the
behavior and
customs of this
world, but let God
transform you into a
new person by
changing the way
you think. Then you
will learn to know
God's will for you,
which is good and
pleasing and
perfect."
Romans 12:2

SUPPLIES NEEDED

- Large Pitcher of Water
- Bowl
- Small clear cup
- Food coloring (red)

WHEN - After the Student Activity

WHERE - At a table (or outside)

WHY - A final illustration of replacing our thoughts.

INSTRUCTIONS

BEFORE CLASS

- Get a pitcher of water, a small clear cup, red food coloring, and a bowl.
- Put the clear cup inside the bowl and fill the cup up with water.



DOING THE OBJECT LESSON/EXPERIMENT

- Have students gather around the bowl so everyone can see.

Say, "This small cup represents our minds and the water in the cup represents our thoughts. We think thousands of thoughts every day. You're thinking right now. And we want our thoughts to line up with the thoughts of God so that our thoughts are good. But sometimes, we have bad thoughts. And when those creep into our minds, we're not keeping our thoughts good like God's thoughts. Let's add some bad thoughts to our mind."

- Add ONE drop of food coloring to the small cup.

Say, "Can someone describe what they see happening to the thoughts in our mind? It's turning red because that bad thought is taking over. So, how do we replace our bad thoughts with God's good thoughts? We could pray or read our Bible. We have to see the good thoughts from God and replace the bad thoughts. Let's take this big pitcher of water and say that it represents the good thoughts from God. Let's start replacing the bad thoughts."


- Begin pouring the pitcher of water into the little cup allowing the water to overflow into the bowl. The water should begin looking clear again.

Say, "Tell someone next to you what you see happening to the thoughts in our mind. We replaced the bad thoughts with good thoughts and now we have good thoughts from God in our minds! We can do that by praying or reading our Bibles. This is how God can transform our minds so we can be more like Him!"



Transition To Wrap Up

Say, "God can transform all of us! All we have to do is allow Him to do that. And we can begin by reading our Bibles or praying. Let's wrap up for today!"



Part 1

Transformation

Grades 1-3

5

WRAP UP

⌚ 2-3
Minutes

ONE THING

God Can
Transform Me!

BIBLE STORY

Man born blind
John 9

MEMORY VERSE

"Don't copy the behavior and customs of this world, but let God transform you into a new person by changing the way you think. Then you will learn to know God's will for you, which is good and pleasing and perfect."
Romans 12:2

- What was your favorite part of the lesson?
- What was something you will remember from today?

Can someone tell me the One Thing?
GOD CAN TRANSFORM ME!

Let's say our Memory Verse together

"Don't copy the behavior and customs of this world, but let God transform you into a new person by changing the way you think. Then you will learn to know God's will for you, which is good and pleasing and perfect."

Romans 12:2

Let's Pray before we leave:

PRAY together. Ask if there are any special needs.

- Pass out the Challenge Cards. Give a quick overview and encourage the students to work through the activities this week.
- Mark student bookmarks for previously completed Challenge Cards. Please be familiar with how bookmarks and challenge cards work! More info can be found in the Take-Homes and Bookmarks PDF.

THANK you

Dear Volunteer,

Thank you for showing students that
God can transform their lives.

You make a Difference!

SUPPLIES NEEDED

- Challenge Cards (printable)

GOD CAN TRANSFORM ME!

1

Earlier, you tie-dyed a coffee filter. You could see that transformation happened right away making the filter colorful! Some transformation takes time, like a caterpillar turning into a butterfly.

Take the coffee filter and turn it into a butterfly.

- Get your tie-dyed coffee filter and bunch up the middle of the filter so you can pinch it with two fingers. It should look like a bow.
- Take your clothespin and clip the bunched-up part of the coffee filter.
- Add in your pipe cleaner antenna and now you have transformed a coffee filter into a beautiful butterfly!



2

1 Circle the words that describe the type of plan God has for us. (Hint: look up Romans 12:2 in your Bible.)

Bad Nice Pleasing Perfect
Good Terrible Awesome

2 Think back to the Bible story. How did Jesus change the blind man's life?


3 What did the blind man say to the leaders about Jesus healing him?



GOD CAN TRANSFORM ME!

3

How do we allow God to transform our thoughts? Talk with a neighbor about a few ways you can allow God to make your thoughts like His. Write your strategies below!



4

Read 2 Corinthians 10:5 in your Bible.

- Rebellious means "fighting against or refusing to obey". What do you think a rebellious thought is?

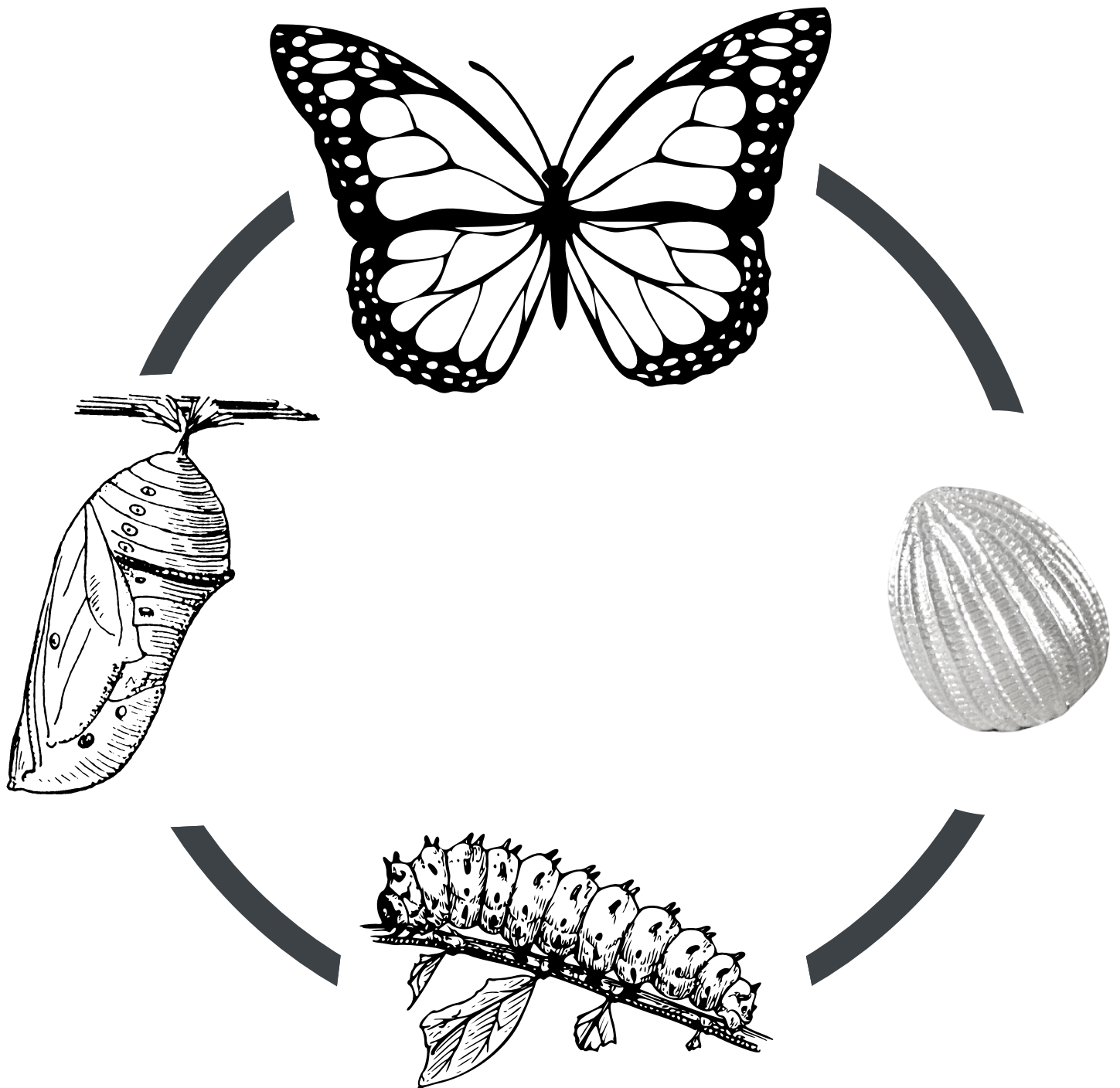
- How would you capture a thought like that? If you had one in your mind, how would you stop and give it to God?



5

Part of the blind man's transformation was that he told others about Jesus and how He changed his life! Who can you tell about how Jesus has transformed your heart?

BUTTERFLY LIFE CYCLE



TALK NOTES

Part 1

Before the teaching, read the questions below.
While you listen closely answer the questions below.

FILL IN THE ONE THING!

God can _____ me!

Why was this man born blind?

- a. So the power of God could be seen in him.
- b. Because he sinned
- c. Because his parents sinned

Jesus said He was the

_____ of the world!

What did Jesus make mud out of?

How did Jesus transform the man?

TALK NOTES

Part 1

Before the teaching, read the questions below.
While you listen closely answer the questions below.

FILL IN THE ONE THING!

God can _____ me!

Why was this man born blind?

- a. So the power of God could be seen in him.
- b. Because he sinned
- c. Because his parents sinned

Jesus said He was the

_____ of the world!

What did Jesus make mud out of?

How did Jesus transform the man?

DEAR PARENTS

We have started a new series called Building Blocks. Just like you, your child learned about how God can transform our lives. God wants to change our thoughts and hearts to be more like hHim. Part of how God transforms our lives is when we pray and read our Bible. God has a good, pleasing, and perfect plan for our lives. There are activities in this take-home. Complete one each day with your child.



COLOR THE BIBLE STORY



©2021 One Voice Ministries LLC. All rights reserved.



MEMORY VERSE

DON'T FORGET TO PRACTICE THE MEMORY VERSE. YOU HAVE 5 WEEKS TO BE ABLE TO SAY IT WITHOUT LOOKING!

"Don't copy the behavior and customs of this world, but let God transform you into a new person by changing the way you think. Then you will learn to know God's will for you, which is good and pleasing and perfect."

ROMANS 12:2

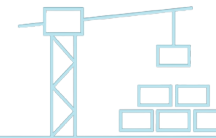
NAME _____

CHALLENGE CARD PART I

ELEMENTARY

GOD CAN
TRANSFORM
ME!

PARENT SIGNATURE _____



BUILDING
BLOCKS

GOD CAN TRANSFORM ME!

Life Transformation Bible

If you're doing the Life Transformation Bible readings mark off each day. Not sure what this is? Ask your leader for the Life Transformation Bible readings!


- ☐ Monday ☐ Wednesday ☐ Friday
☐ Tuesday ☐ Thursday ☐ Saturday



THINGS THAT TRANSFORM

There are a lot of different thing that transform. They change from one thing to another, like a caterpillar turning into a butterfly. Think of 3 things that transform!

1. _____
2. _____
3. _____



PRAY

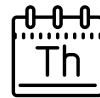

Pray this with your family:

Our Father in Heaven, our family has come together to pray for this new week. We are learning about how you can transform our minds and hearts to be more like You. Help us as we practice this very important transformation of our behavior. In Jesus' name, amen.



DRAW THE BIBLE STORY!

Think about the Bible story. Jesus saw a man who couldn't see. What did Jesus do to help the man see again? Draw a picture of it!



ANSWER THESE QUESTIONS



How did Jesus change the blind man?

How can you let Jesus change you?

Did you know God changes us when we pray to Him?
 We're making a friendship with Him!

How does God change us when we read the Bible? His words can change us!

Did you know the words from the Bible are from God?



PAPER TUBE COCOON

- Cut around the rectangle.
- Roll up the rectangle and tape or glue where the tab is.