

Week 1 Transformation Early Childhood

TEACHER GUIDE

ONE THING

God Can
Change Me!

BIBLE STORY

Man born blind
John 9

MEMORY VERSE

"Don't copy the
behavior and
customs of this
world, but let God
transform you into a
new person by
changing the way
you think. Then you
will learn to know
God's will for you,
which is good and
pleasing and
perfect."
Romans 12:2

TEACHER DEVOTIONAL

If you were to look up the word "transformation" in the dictionary, you would find this: "a thorough or dramatic change in form or appearance." When we make Jesus the leader of our lives, we go through a dramatic transformation of our hearts and minds. We want to allow God to change us by changing the way we think.

When we become a follower of Jesus, people can see a dramatic transformation or change. We work to be more and more like Him and move away from the behaviors and customs of this world. When we allow God to change us, we have new opportunities as we live in the new life that He came to give.

We do not depend on our own strength for the success of this journey as a follower of Jesus. We depend on the power of God. As this transformation takes place, you will discover God's plans for your life. His plan for you is good, pleasing, and perfect. We have to experience His transformation first to begin to understand the amazing plans He has for our lives.

Prayer: Lord, help me to allow You to continually transform me. Please take my thoughts and my actions and align them to how You would treat others. Help me to not conform to the behaviors and customs of this world, but to be transformed into the new creation for which You made me. Amen.


BIBLE BACKGROUND

Know: When we make Jesus the leader of our lives, He transforms us. He changes our hearts from sinful to clean and pure. Students want to know how their life would be different if they trusted God. We want students to see that following Jesus is a good thing so we can be more like Him!

Feel: Students should feel hopeful! They should feel the hope that the changes they are dreaming of or have been feeling convicted toward are available by allowing God to transform them by changing the way they think.

Do (application):

Concentrate on our friendship with God. Jesus wants a relationship with us! God is a God of relationship. That's why Jesus came – to make a way for us to be forgiven and have a right relationship with God the Father.



Week 1 Transformation Early Childhood

FLOW OF SERVICE

ONE THING

God Can
Change Me!

BIBLE STORY

Man born blind
John 9

MEMORY VERSE

"Don't copy the
behavior and
customs of this
world, but let God
transform you into a
new person by
changing the way
you think. Then you
will learn to know
God's will for you,
which is good and
pleasing and
perfect."

Romans 12:2

Students
will love
this game
- have
extras for
them to
take
home!

1

WELCOME ACTIVITY - CHANGING DOLLS

Students will change dolls and talk about how their clothes and diapers have to be changed. They will also remove sinful hearts and replace them with clean hearts and talk about how God changes hearts, too!

YOU WILL NEED

- Baby dolls or paper dolls (printable)
 - Real shirts and diapers or paper ones
 - Sinful and clean hearts

2

TEACHING - BUILDING BLOCKS PART 1

Use the teaching for Building Blocks Part 1 (Early Childhood version). Students will learn about how Jesus changed a blind man's life!

YOU WILL NEED

- Building Blocks part 1 (Early Childhood version)
- Snack (optional)
- Reward treats or stickers (optional)

3

STUDENT ACTIVITY - JESUS HEALS A BLIND MAN

Students will create and color an activity page with Jesus healing the blind man. They will retell the story of how the man was changed.

YOU WILL NEED

- Jesus heals the blind man (printable)
- Straws cut into 1" pieces (1 piece per student)
- 8-9" pieces of string (1 per student)
- Crayons
- Tape

4

GAME - BLIND MAN SONG AND GAME

Students will pass a visual of the blind man, taking turns changing the picture. While you play, sing a song to the tune of "The Farmer in the Dell."

YOU WILL NEED

- Blind man game visual (printable)
- Scissors
- 2 Brads

5

CIRCLE TIME

Students will gather around the teacher and look at the Circle Time Visual while talking about what they learned in class.

YOU WILL NEED

- Circle Time Visual page 8
- Take Home papers (printable)

EXTRA ACTIVITY!

- Color Sheet

1

WELCOME ACTIVITY

Changing Dolls

⌚ 10
Minutes

ONE THING

God Can
Change Me!

BIBLE STORY

Man born blind
John 9

MEMORY VERSE

"Don't copy the
behavior and customs
of this world, but let
God transform you into
a new person by
changing the way you
think. Then you will
learn to know God's
will for you, which is
good and pleasing and
perfect."

Romans 12:2

WHEN - as students arrive

WHERE - at a table or on the floor

WHY - to introduce "changing" and relate it to our hearts

INSTRUCTIONS

BEFORE CLASS

- Gather dolls, doll clothing, diapers, and cut out some white hearts from construction paper
- **OR** print the paper versions and cut them out.
- Create an inviting area at the table or on the floor for dressing the dolls.

AS STUDENTS ARRIVE

- Invite the students to join you in dressing the dolls.
- Change their clothes and their diapers.
- Last, stick a clean heart on their front and talk about how God changes hearts to be clean!

TALK ABOUT IT WHILE YOU PLAY

- A baby has to have its clothes and diaper changed.
 - **Question: What happens if you don't change a baby's diaper?**
- God wants to change our hearts, too! God can take away the sin in our hearts and make our hearts clean!
 - **Question: Why do you think we need our hearts changed and clean?**



SUPPLIES NEEDED

- Real Baby Dolls, clothing and diapers, and paper hearts

OR

- Paper Baby Changing Activity (printable)
- Tape




Printable
Versions



Transition To Teaching

Say, "In today's Bible story, Jesus changes a man who could not see. He was blind and his eyes did not work. Jesus changes hearts, too! Let's go learn!"



Week 1

Transformation

Early Childhood

2

TEACHING

Building Blocks Part 1

8 Minutes

ONE THING

God Can
Change Me!

BIBLE STORY

Man born blind
John 9

MEMORY VERSE

"Don't copy the
behavior and
customs of this world,
but let God transform
you into a new
person by changing
the way you think.
Then you will learn to
know God's will for
you, which is good
and pleasing and
perfect."

Romans 12:2

SUPPLIES NEEDED

- Building Blocks Part 1 Early Childhood version
- Snack (optional)
- Treats or stickers (optional)

WHEN - after the Welcome Activity and before the Student Activity

WHERE - students can sit on the floor, at a table, on chairs - anywhere where they can see the teaching

WHY - this is the main teaching content for this lesson

THIS WOULD BE A GREAT TIME IN YOUR FLOW OF SERVICE TO INCLUDE:

- Class Rules
- Worship
- Tithes and Offering

IDEAS:

- Make sure the teaching segment is ready.
- Turn off the light to help direct their attention to the teaching.
- Provide a snack during the teaching. This helps to keep them in their seat! (Suggested: Dixie cups of water and goldfish or animal cookies)
- Encourage your students to watch for Jesus and the blind man.
- Engage in the teaching with the kids. Use verbal redirects as needed. **"Are you watching?" "Let's see what happens" "SHHHH - Help your neighbor listen!" "We can talk to you after the story is over."**
- Laugh at the funny things, help them think of answers at the stopping points and pray when the speaker prays. Your students will follow your lead.
- Tell them you will be watching for those who listen the best.
- Give them a sticker or treat!



Transition To Student Activity

Say, "Jesus made the blind man's eyes see again. He changed him! Jesus changes our hearts, too! Let's make something to take home that will remind us of how Jesus changed the blind man."

4

3

STUDENT ACTIVITY

⌚ 15
Minutes

ONE THING

God Can
Change Me!

BIBLE STORY

Man born blind
John 9

MEMORY VERSE

"Don't copy the
behavior and
customs of this world,
but let God transform
you into a new
person by changing
the way you think.
Then you will learn to
know God's will for
you, which is good
and pleasing and
perfect."
Romans 12:2

WHEN - after the teaching

WHERE - anywhere all together or in small groups

WHY - to discuss how God changes us

INSTRUCTIONS

BEFORE CLASS

- Print the Student Activity pages.
- Prepare an example of a completed Activity Page.
- Have other supplies needed and ready to use.

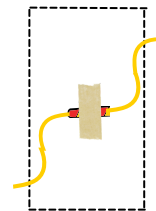
AFTER THE TEACHING

- Pass out the Student Activity Page.
- Have students color the page.
- Help students put the string through the straw and help them attach it to their activity page with tape at the black dots.
- Have them slide Jesus back and forth. Retell the story of Jesus coming to the blind man, putting mud on his eyes, and healing him.


TALK ABOUT IT

Talk about the story:

- **Who did Jesus see?**
- **What was wrong with him?**
- **How did Jesus help him?**
- **How did that change the man?**
- **How does Jesus change hearts?**
- **How is our heart different when we make Jesus the leader of our lives?**



Back of Jesus
like this



SUPPLIES NEEDED

- Student Activity page (printable)
- 1" pieces of drinking straw
- 8-9" pieces of string
- Tape
- Crayons



Transition to Game:

Say, "Let's play a fun game to help us remember how Jesus changed the blind man."

4

GAME

The Blind Man Song

10
Minutes

ONE THING

God Can
Change Me!

BIBLE STORY

Man born blind
John 9

MEMORY VERSE

"Don't copy the
behavior and
customs of this
world, but let
God transform
you into a new
person by
changing the way
you think. Then
you will learn to
know God's will
for you, which is
good and
pleasing and
perfect."
Romans 12:2

SUPPLIES NEEDED

- Blind Man
Game
(printable)
- 2 Brads
- Scissors


INSTRUCTIONS

BEFORE CLASS

- Print and assemble the blind man game visual.

HOW TO PLAY

- Sit in a circle with the students.
- Place the blind man in front of you.
- Roll the wheel until the blind eyes show in the window and hold up the blind man so the students can see his blind eyes. Sing Song #1.
- Pass the blind man to the student on your right and have them roll the wheel to the mud eyes. Have them hold it up while you sing Song #2.
- Have that student pass the blind man to the right to the next student and have them roll the wheel to the brown eyes. Have them hold it up while you sing Song #3.
- Have that student pass the blind man to the next student on the right and have them roll the heart wheel to the clean heart. Have them hold it up while you sing Song #4.
- Start over with #1 until all students have had a turn.



*It's a
SONG!*

*Sing to
"The Farmer
and The Dell"*

1

The Blind Man Couldn't See.
The Blind Man Couldn't See.
The Blind Man Needed Jesus,
'Cause the Blind Man Couldn't See.



2

Jesus Made Some Mud.
Jesus Made Some Mud.
Jesus Made Some Mud and Then
He Covered Eyes With Mud.




3

The Blind Man's Eyes Could See!
The Blind Man's Eyes Could See!
He Washed Away The Muddy Mud,
And Then His Eyes Could See!



4

Jesus Changes Me
Jesus Changes Me
Just like the Man was Changed
Jesus Changes Me!



Transition To Circle Time

Say, "Let's sit down right here for Circle Time and talk about what we did today!"

5

CIRCLE TIME

 2-3
Minutes

ONE THING

God Can
Change Me!

BIBLE STORY

Man born blind
John 9

MEMORY VERSE

"Don't copy the
behavior and
customs of this
world, but let God
transform you into a
new person by
changing the way
you think. Then you
will learn to know
God's will for you,
which is good and
pleasing and
perfect."
Romans 12:2

SUPPLIES NEEDED

- Circle Time visual (page 8)
- Take Home papers (printable)

What You'll Do:

Have the kids come and sit around you on the floor. Show them the Circle Time visual and direct their attention to the parts that you did in class today. Review important parts and ask the kids what they liked best.

Review the One Thing and the Memory Verse at the bottom of the Circle Time visual.



Be sure to PRAY with your kids.



Is there something they did especially well?

Let them know!



Are you proud of the way they did something?

Let them know!




Take a little time to love on your kids.

Pray for any special needs.


THANK you

Dear Volunteer,
Thank you for showing students that
God can transform their lives.
You make a Difference!

WELCOME ACTIVITY

An illustration of a girl doll with orange hair in pigtails, wearing a pink jumpsuit. Surrounding her are various baby items: a purple diaper, a blue and white striped onesie, a yellow heart-shaped bib, a white heart-shaped card, a pink polka-dot card, a pink card with a flower, a purple rattle, and a grey baby bottle.

Changing Baby Dolls

An illustration of a boy doll with blonde hair, wearing a blue jumpsuit. Surrounding him are various baby items: a yellow crescent moon with a star, a grey baby bottle, a blue diaper, a blue and white striped onesie, a yellow heart-shaped card, a blue polka-dot card, a blue card with a flower, a blue rattle, and a blue baby bottle.

A cartoon illustration of a baby girl with orange hair in pigtails, wearing a pink onesie and holding a blue baby bottle. Surrounding her are various baby items: a blue diaper with yellow trim, a yellow heart-shaped bib, a blue and white striped onesie, a white heart, a blue and white polka-dot onesie, a white onesie with a red bow, and a blue and white striped rattle.

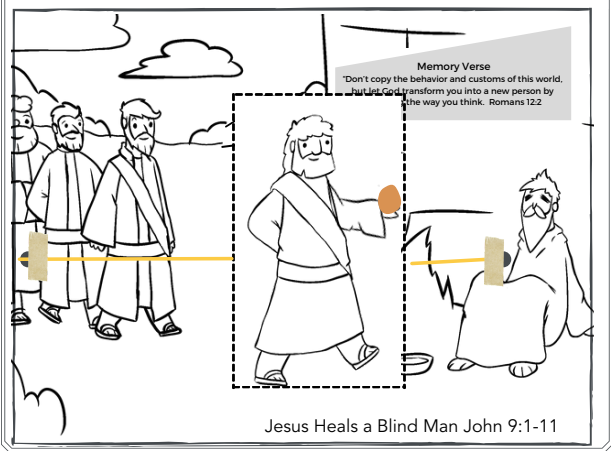
A collection of baby items including a blue long-sleeved onesie with yellow stars, blue shorts with yellow stars, a yellow and blue striped onesie, a white diaper, a yellow hat with a blue star, a blue and yellow rattle, and a cartoon baby figure wearing a purple onesie.

BIBLE STORY

©2017 The Bible Project



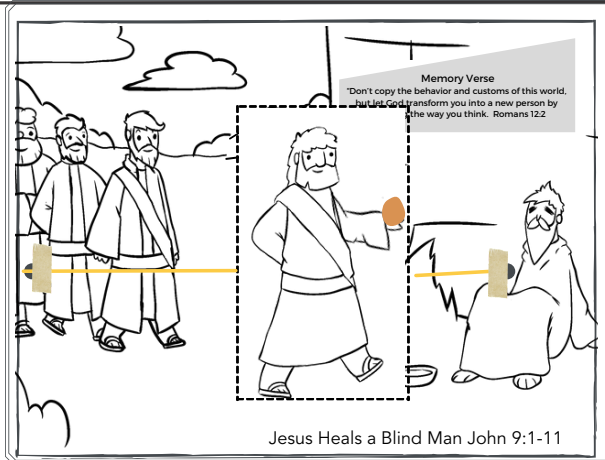
ACTIVITY TIME



Memory Verse

Don't copy the behavior and customs of this world, but let God transform you into a new person by the way you think. Romans 12:2

Jesus Heals a Blind Man John 9:1-11



Jesus Heals a Blind Man John 9:1-11

MEMORY VERSE

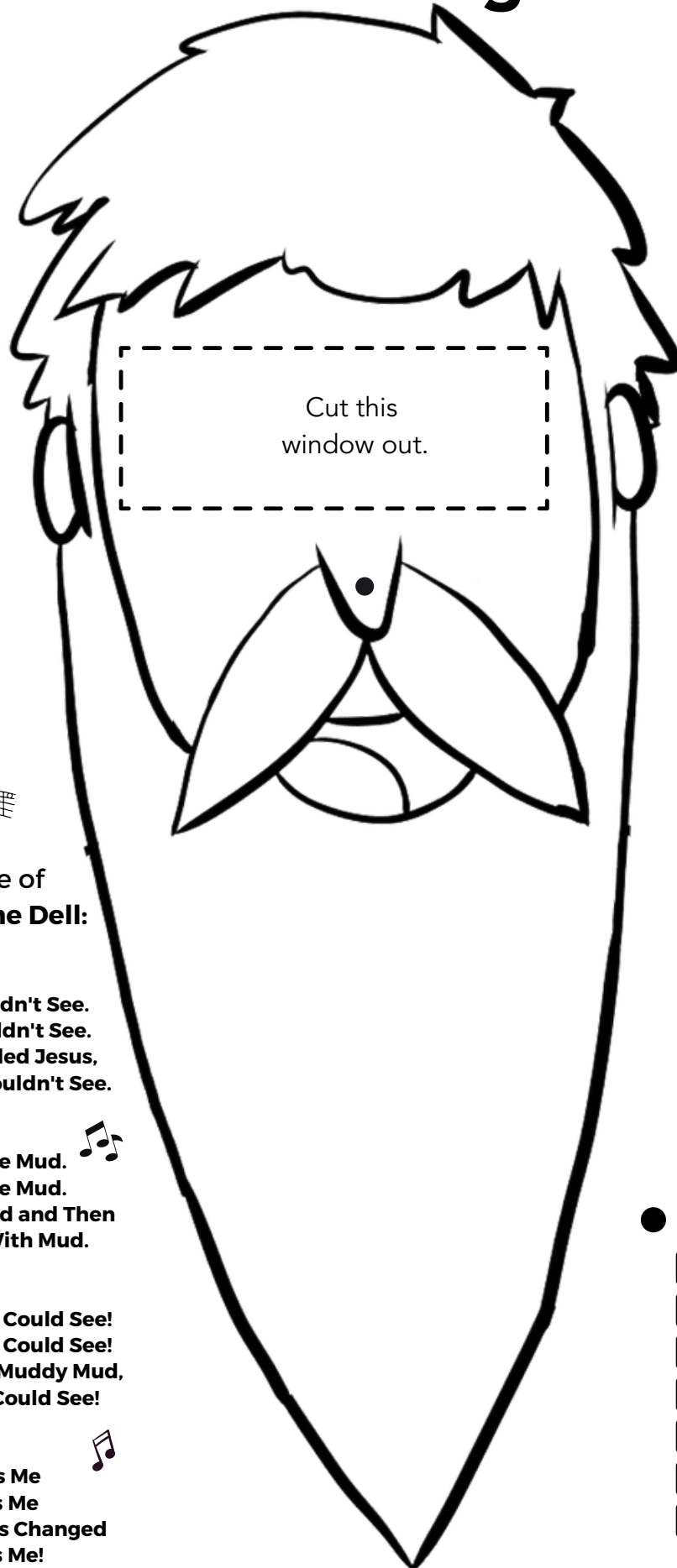
"Don't copy the behavior and customs of this world, but let God transform you into a new person by changing the way you think."

Romans 12:2

Romans 12:2




God Can Change Me!



It's a
SONG!



Sing to the Tune of
The Farmer and the Dell:



- ① The Blind Man Couldn't See.
The Blind Man Couldn't See.
The Blind Man Needed Jesus,
Cuz the Blind Man Couldn't See.



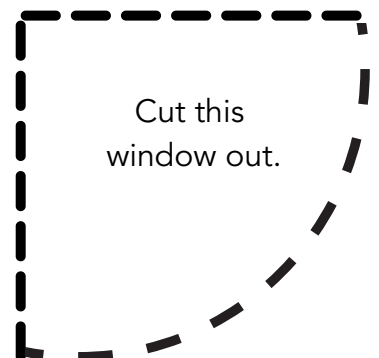
- ② Jesus Made Some Mud. 
Jesus Made Some Mud.
Jesus Made Some Mud and Then
He Covered Eyes With Mud.

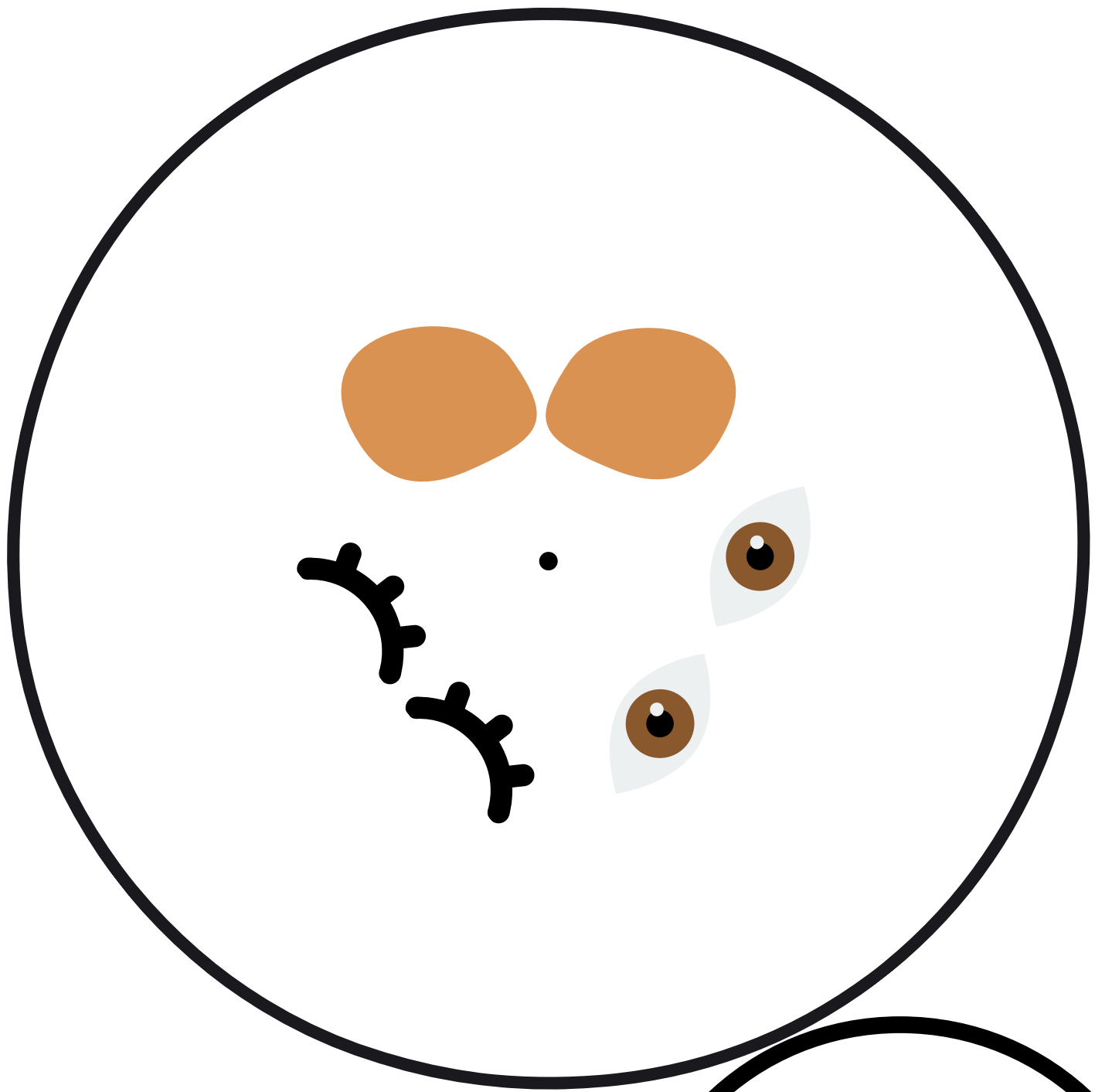


- ③ The Blind Man's Eyes Could See!
The Blind Man's Eyes Could See!
He Washed Away The Muddy Mud,
And Then His Eyes Could See!




- ④ Jesus Changes Me 
Jesus Changes Me
Just like the Man was Changed
Jesus Changes Me!





DIRECTIONS:

- Cut out the 2 windows on the blind man on page 1.
- Cut out the 2 circles on page 2.
- Attach the 2 circles on the back of the blind man with brads, matching the dots.
- Make sure the pictures show in the windows when the wheels are turned,
- Sing the song to the tune of **The Farmer in the Dell** as you turn the circles.



DEAR PARENTS

We have started a new series called Building Blocks. Just like you, your child learned about how God can transform our lives. God wants to change our thoughts and hearts to be more like Him. Part of how God transforms our lives is when we pray and read our Bible. God has a good, pleasing, and perfect plan for our lives. There are activities in this take-home. Complete one each day with your child.



Look at the front page together. Put their name on the top. Say the One Thing together "God Can Change Me!" Ask them about the story of how Jesus healed a man who couldn't see. How did Jesus change him? If you're reading The Life Transformation Bible Daily Readings with your child, start today and mark off each day!



Look at the top of page one. Say the One Thing together again. Talk about how God changes our hearts when we make Him the Leader of our lives.



Practice our memory verse together! Try using hand motions to remember each word. Your kids have seen hand motions in their teaching!

"Don't copy the behavior and customs of this world, but let God transform you into a new person by changing the way you think."

ROMANS 12:2



What are some things that you see change? Does a baby change into a toddler? Does a little puppy change into a big dog? Yes! What do the pictures turn into? Draw pictures of each object!



In our Bible story, Jesus walked up to a man who couldn't see because he was blind). What did Jesus do to the man to help him see again? Draw a picture of that part of the story!




Answer the questions together and circle "yes" or "no". God can change our hearts if we ask Him to! When we make Him the leader of our lives, He takes our sinful heart and makes it clean again because He forgives us. Color the heart!

NAME _____

TAKE-HOME ACTIVITY PART I

EARLY CHILDHOOD



GOD CAN CHANGE ME!


Life Transformation Bible

If you're doing the Life Transformation Bible readings with your child, mark off each day. Not sure what this is? Ask your leader for the Life Transformation Bible readings!


- | | |
|------------------------------------|-----------------------------------|
| <input type="checkbox"/> Monday | <input type="checkbox"/> Thursday |
| <input type="checkbox"/> Tuesday | <input type="checkbox"/> Friday |
| <input type="checkbox"/> Wednesday | <input type="checkbox"/> Saturday |

Things That Change


Draw what the picture will turn into!




A caterpillar changes into...



Ice melting changes into...



A seed changes into...




Draw the Bible Story!

Think about the Bible story. Jesus saw a man who couldn't see. What did Jesus do to help the man see again? Draw a picture of it!



What happened next?



Answer the Questions

Can you change your shoes? YES or NO



Can you change your clothes? YES or NO

Can you change your mind? YES or NO

Can God change your heart? YES or NO

Does God love you? YES or NO

Color
the clean
heart!



GOD CAN CHANGE ME!

Jesus Heals a Blind Man

John 9:1-11



Memory Verse

**"Don't copy the behavior
and customs of this
world, but let God
transform you into a
new person by changing
the way you think."**

Romans 12:2


God Can Change Me!

Memory Verse

"Don't copy the behavior and customs of this world,
but let God transform you into a new person by
changing the way you think. Romans 12:2

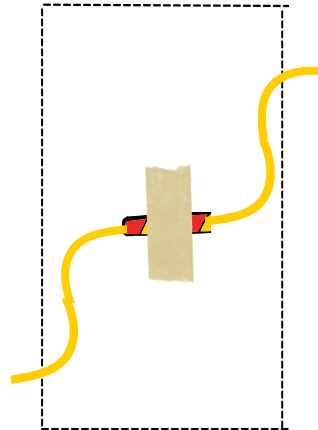


Jesus Heals a Blind Man John 9:1-11



DIRECTIONS:

- Color the page.
- Cut out Jesus!
- Tape the straw piece to the back of the Jesus cut out.
- Put the string through the straw.
- Attach the string to the activity page with tape at the black dots.
- Slide Jesus back and forth. Retell the story of Jesus coming to the blind man, putting mud on his eyes, and healing him.



**Back of Jesus
like this**





